






3. What kind of community do you feel most drawn to? Please choose one.

		Response Percent	Response Count
apostolic/evangelical		27.0%	63
monastic		6.9%	16
cloistered/semi-cloistered		17.2%	40
missionary		13.3%	31
contemplative/contemplative- active		35.6%	83
answered question			233
skipped question			0

4. Please identify and rate what most attracts you to a particular religious community.

	essential	very important	important	somewhat important	not important at all	Rating Average	Response Count
Praying with members of the community	60.9% (140)	22.6% (52)	10.9% (25)	4.8% (11)	0.9% (2)	1.62	230
Devotional prayer	49.3% (112)	27.3% (62)	15.9% (36)	6.2% (14)	1.3% (3)	1.83	227
Being able to do ministry with other members of the congregation	33.9% (75)	32.1% (71)	17.6% (39)	10.4% (23)	5.9% (13)	2.22	221
Wearing a religious habit	36.4% (83)	12.3% (28)	11.4% (26)	20.2% (46)	19.7% (45)	2.75	228
Living in community	47.8% (108)	23.5% (53)	11.9% (27)	10.2% (23)	6.6% (15)	2.04	226
Justice and peace outreach	29.5% (65)	28.6% (63)	24.1% (53)	11.4% (25)	6.4% (14)	2.36	220
Living a life of faithfulness to the church and its teachings	75.8% (172)	15.0% (34)	5.7% (13)	3.1% (7)	0.4% (1)	1.37	227
The community's particular charism or mission	52.6% (120)	29.8% (68)	13.6% (31)	3.5% (8)	0.4% (1)	1.69	228
					Other (please specify)		17
					answered question		231
					skipped question		2

5. Please identify and rate resources you have found most helpful in gathering vocation information.

	essential	very important	important	somewhat important	not at all important	Rating Average	Response Count
A religious community's website	34.2% (77)	35.6% (80)	18.7% (42)	10.7% (24)	0.9% (2)	2.08	225
Community/Discerners' blogs	7.3% (15)	19.4% (40)	26.7% (55)	26.7% (55)	19.9% (41)	3.33	206
Vocation-related websites	21.5% (48)	35.9% (80)	26.5% (59)	13.5% (30)	2.7% (6)	2.40	223
Vocation periodicals, spiritual books, brochures	24.2% (53)	37.4% (82)	23.7% (52)	10.5% (23)	4.1% (9)	2.33	219
Come and see weekends/discernment retreats	45.3% (96)	25.0% (53)	16.0% (34)	8.5% (18)	5.2% (11)	2.03	212
Parish priest	20.9% (45)	22.8% (49)	21.4% (46)	21.4% (46)	13.5% (29)	2.84	215
Vocation director	33.3% (71)	26.8% (57)	20.2% (43)	9.9% (21)	9.9% (21)	2.36	213
Campus/youth/young adult minister	15.3% (31)	14.3% (29)	18.7% (38)	16.3% (33)	35.5% (72)	3.42	203
Personal contact with a religious priest, sister, or brother	57.3% (125)	24.8% (54)	7.8% (17)	7.3% (16)	2.8% (6)	1.73	218
Parents/family	11.6% (25)	19.1% (41)	20.0% (43)	19.5% (42)	29.8% (64)	3.37	215
Teacher/spiritual director	37.4% (79)	27.5% (58)	19.4% (41)	7.1% (15)	8.5% (18)	2.22	211
					Other (please specify)		15
					answered question		227
					skipped question		6

6. Please identify and rate what you would find most helpful in making a decision about your vocation.

	essential	very important	important	somewhat important	not at all important	Rating Average	Response Count
Prayer	88.3% (197)	9.0% (20)	1.8% (4)	0.9% (2)	0.0% (0)	1.15	223
Talking with other seekers like myself	30.6% (68)	36.9% (82)	22.5% (50)	9.0% (20)	0.9% (2)	2.13	222
Spiritual direction	52.7% (116)	33.2% (73)	10.0% (22)	3.2% (7)	0.9% (2)	1.66	220
Opportunities to experience community life	54.5% (122)	32.6% (73)	9.4% (21)	2.2% (5)	1.3% (3)	1.63	224
Greater understanding about what community/vocation would be a good fit for me	56.4% (124)	31.8% (70)	10.5% (23)	0.9% (2)	0.5% (1)	1.57	220
Information about the requirements and steps necessary to enter religious life	53.4% (119)	31.4% (70)	13.5% (30)	1.8% (4)	0.0% (0)	1.64	223
A structured discernment process	38.6% (85)	32.3% (71)	19.5% (43)	7.3% (16)	2.3% (5)	2.02	220
Working with and/or getting to know the vocation director	39.8% (86)	35.2% (76)	15.7% (34)	8.3% (18)	0.9% (2)	1.95	216
					Other (please specify)		13
answered question							225
skipped question							8

7. Please identify and rate what you consider the most challenging aspects of being a religious priest, brother, or sister.

	essential	very important	important	somewhat important	not at all important	Rating Average	Response Count
Amount of time one can spend with family and friends	14.8% (32)	16.7% (36)	29.2% (63)	27.3% (59)	12.0% (26)	3.05	216
Living in community	19.6% (43)	22.8% (50)	26.9% (59)	15.1% (33)	15.5% (34)	2.84	219
The vow of celibacy	26.1% (57)	15.1% (33)	19.7% (43)	12.8% (28)	26.1% (57)	2.98	218
The discipline of prayer	31.9% (69)	15.3% (33)	20.8% (45)	13.4% (29)	18.5% (40)	2.71	216
Sharing resources and living simply	23.2% (51)	20.9% (46)	20.5% (45)	15.5% (34)	20.0% (44)	2.88	220
A life of service	27.3% (59)	15.3% (33)	21.8% (47)	11.6% (25)	24.1% (52)	2.90	216
Restrictions on personal freedom	15.1% (33)	20.5% (45)	27.9% (61)	20.1% (44)	16.4% (36)	3.02	219
Living with people who are not my age	7.4% (16)	14.3% (31)	24.0% (52)	25.3% (55)	29.0% (63)	3.54	217
					Other (please specify)		27
					answered question		221
					skipped question		12

8. Since you have begun your discernment, what has most surprised you about religious life?

	Response Count
	182
	answered question
	182
	skipped question
	51

9. What is your greatest fear about living the religious life?

	Response Count
	191
<i>answered question</i>	191
<i>skipped question</i>	42

10. In the past few years communities overall have reported an increase in inquiries into religious life. To what do you attribute this increase?

	essential	very important	important	somewhat important	not at all important	Rating Average	Response Count
Easy availability of information via the Internet	33.2% (74)	35.0% (78)	21.5% (48)	8.5% (19)	1.8% (4)	2.11	223
Improved promotion and recruitment methods	18.2% (40)	31.8% (70)	30.0% (66)	14.5% (32)	5.5% (12)	2.57	220
Desire for deeper spirituality	64.9% (144)	24.3% (54)	9.0% (20)	1.8% (4)	0.0% (0)	1.48	222
Desire for community and identity	44.6% (99)	31.5% (70)	16.7% (37)	5.9% (13)	1.4% (3)	1.88	222
Desire for economic stability or security	12.0% (26)	14.8% (32)	23.6% (51)	22.7% (49)	26.9% (58)	3.38	216
					Other (please specify)		49
					<i>answered question</i>		226
					<i>skipped question</i>		7

11. Please rate what impact the following recent events have had on your vocation discernment?

	negative	somewhat negative	no impact	somewhat positive	positive	Rating Average	Response Count
World Youth Day	0.5% (1)	0.5% (1)	70.3% (154)	16.4% (36)	12.3% (27)	3.40	219
New revelations regarding the church sexual-abuse scandal	7.7% (17)	10.4% (23)	70.1% (155)	8.6% (19)	3.2% (7)	2.89	221
New Vatican guidelines for sex-abuse cases	4.6% (10)	2.3% (5)	69.9% (153)	12.8% (28)	10.5% (23)	3.22	219
Canonization/Beatification of a particular saint	1.4% (3)	0.9% (2)	56.6% (124)	18.3% (40)	22.8% (50)	3.60	219
Pope's call for atonement for church's failings	1.4% (3)	1.8% (4)	45.2% (100)	30.3% (67)	21.3% (47)	3.68	221
Vatican investigations into women's religious communities	7.7% (17)	7.3% (16)	52.7% (116)	15.0% (33)	17.3% (38)	3.27	220
Year for Priests	0.9% (2)	1.4% (3)	46.5% (101)	25.3% (55)	25.8% (56)	3.74	217
					Other (please specify)		33
					answered question		223
					skipped question		10



12. Identify and rate your usage of the following communication devises, programs, or accounts.

	Use all the time	very frequently	frequently	somewhat frequently	not frequently	Response Count
Smart phone (iPhone, Droid, Blackberry, etc.)	11.9% (26)	5.0% (11)	1.4% (3)	5.5% (12)	76.1% (166)	218
Skype or other computer phone	4.6% (10)	4.6% (10)	5.5% (12)	8.8% (19)	76.5% (166)	217
Cell phone	37.9% (85)	17.9% (40)	12.9% (29)	17.9% (40)	13.4% (30)	224
Landline phone	12.9% (29)	10.7% (24)	12.0% (27)	16.9% (38)	47.6% (107)	225
iPad	1.4% (3)	0.5% (1)	1.0% (2)	1.9% (4)	95.2% (198)	208
Email	57.3% (129)	17.3% (39)	14.7% (33)	8.0% (18)	2.7% (6)	225
Facebook	27.7% (61)	17.3% (38)	8.6% (19)	11.4% (25)	35.0% (77)	220
Twitter	1.9% (4)	0.5% (1)	2.3% (5)	4.2% (9)	91.1% (195)	214
YouTube	11.2% (24)	11.2% (24)	14.5% (31)	22.9% (49)	40.2% (86)	214
					Other (please specify)	19
					answered question	228
					skipped question	5








13. Please identify and rate the methods you would prefer Vocation Directors use to communicate with you.

	Essential	Very important	Important	Somewhat important	Not important	Rating Average	Response Count
Email	62.2% (140)	24.9% (56)	9.8% (22)	2.2% (5)	0.9% (2)	1.55	225
Text Message	9.1% (19)	9.6% (20)	13.9% (29)	12.0% (25)	55.3% (115)	3.95	208
Telephone call	28.2% (60)	23.0% (49)	19.2% (41)	11.3% (24)	18.3% (39)	2.69	213
Facebook postings	10.8% (23)	6.6% (14)	17.4% (37)	12.7% (27)	52.6% (112)	3.90	213
Twitter postings	1.0% (2)	1.9% (4)	3.3% (7)	4.8% (10)	89.0% (187)	4.79	210
U.S. Mail	26.5% (57)	24.7% (53)	17.7% (38)	10.7% (23)	20.5% (44)	2.74	215
Smartphone App	2.4% (5)	3.9% (8)	4.4% (9)	4.4% (9)	85.0% (175)	4.66	206
Community website postings	22.5% (48)	21.6% (46)	20.7% (44)	9.9% (21)	25.4% (54)	2.94	213
Community e-newsletter	22.9% (48)	30.0% (63)	20.5% (43)	8.6% (18)	18.1% (38)	2.69	210
					Other (please specify)		9
					answered question		225
					skipped question		8

14. What is your gender?

		Response Percent	Response Count
female		100.0%	233
male		0.0%	0
answered question			233
skipped question			0

15. What is your age range?

		Response Percent	Response Count
Under 18		13.7%	32
18-22		17.2%	40
23-29		10.3%	24
30-39		6.9%	16
40-49		15.0%	35
50-59		27.0%	63
60+		9.9%	23
answered question			233
skipped question			0